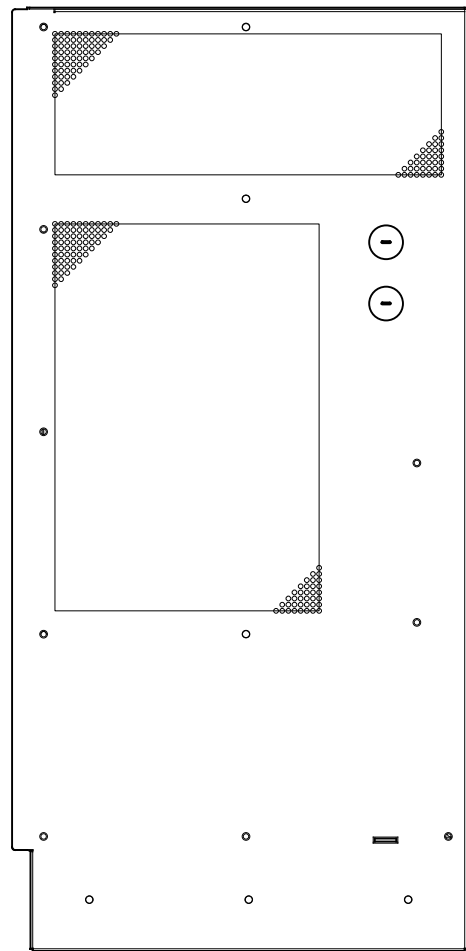
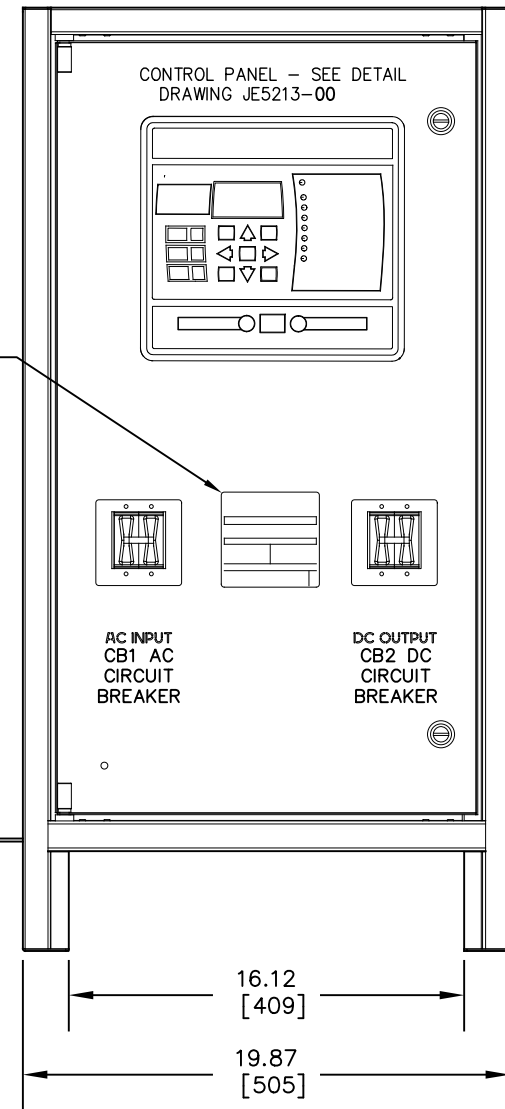


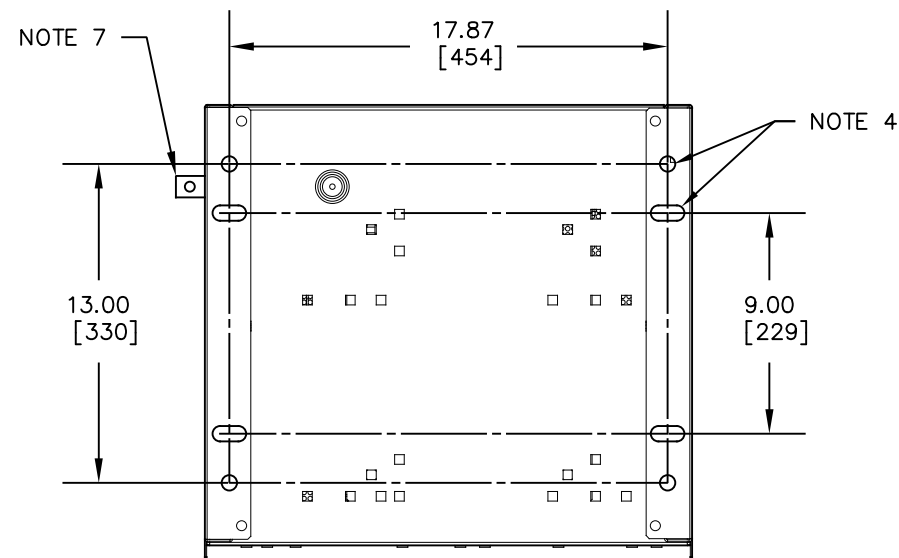
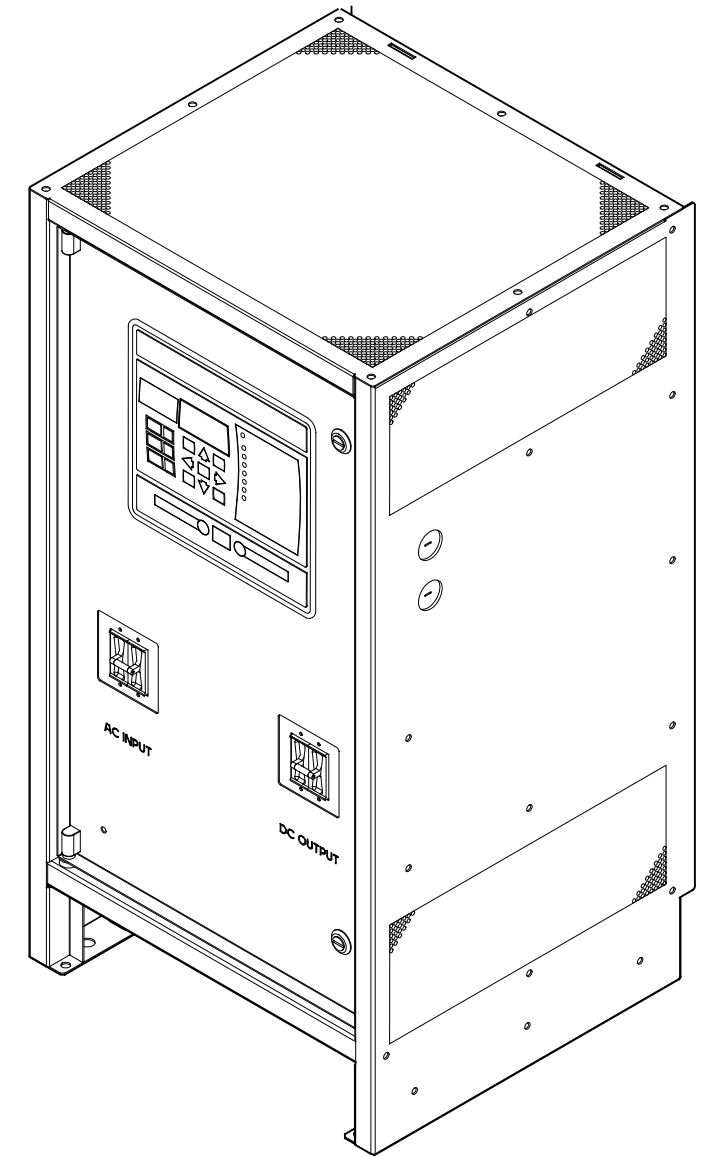
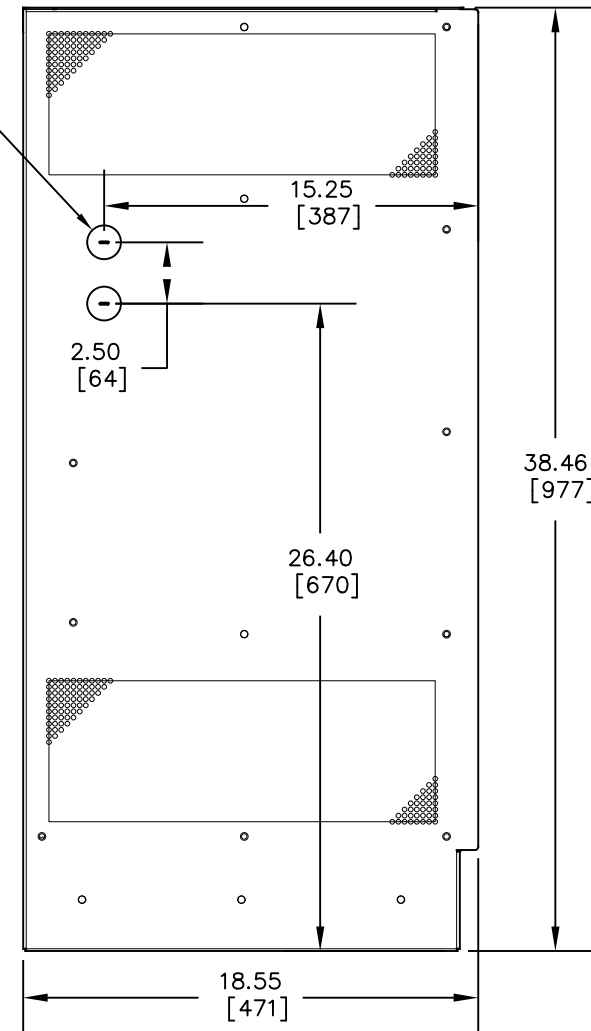
LEFT SIDE VIEW



FRONT VIEW



RIGHT SIDE VIEW



BOTTOM MOUNTING VIEW

NOTES:

- ENCLOSURE IS A NEMA TYPE 1 / IP20 TOP-VENTED STEEL CABINET WITHOUT GASKETS. FINISH IS ANSI-61 GRAY EPOXY POWDERCOAT.
- ALLOW 6in / 152mm OF FREE AIR ON ALL VENTED SURFACES (TOP, SIDES & REAR) FOR COOLING.
- DATA NAMEPLATE (WITH CHARGER RATINGS) MOUNTED ON DOOR.
- FOUR (4) 0.5in / 12mm FLOOR-MOUNTING HOLES AND FOUR (4) 1in x 0.625in / 25mm x 16mm FLOOR-MOUNTING SLOTS ARE PROVIDED ON BOTTOM OF ENCLOSURE AS SHOWN.
- FOUR (4) 1.31in / 33mm DIA STANDARD PRE-FAB KEY-SLOT KNOCKOUTS ARE PROVIDED AS SHOWN FOR 1in / 25mm CONDUIT ENTRY. IF ADDITIONAL CONDUIT ENTRANCES ARE REQUIRED, ENCLOSURE SHOULD BE FIELD-MODIFIED BY INSTALLER.
- BATTERY CHARGER SHIPPING WEIGHT: APPROXIMATELY TBD lbs / TBD kg
- OPTIONAL GROUND BUS BAR WITH 0.41 in / 10.41 mm DIA HOLE.

DUAL DIMENSIONS in [mm]

REV. 0	DRN BY KJB	CHK BY MCR	APP BY MCR	DATE 11/07/19	DRN BY KJB	DATE 11/07/19
DESCRIPTION STANDARD DRAWINGS.					CHK BY MCR	DATE 11/07/19
					APP BY MCR	DATE 11/07/19

MDSPOWER
800.931.4919 / 514.369.4919 / www.mdspower.com

TITLE
**ATEVO BATTERY CHARGER
OUTLINE: NEMA-1 STYLE-5070 ENCL**

B SCALE NTS DWG No JE5309-00 REV 0 SHEET 1 OF 1