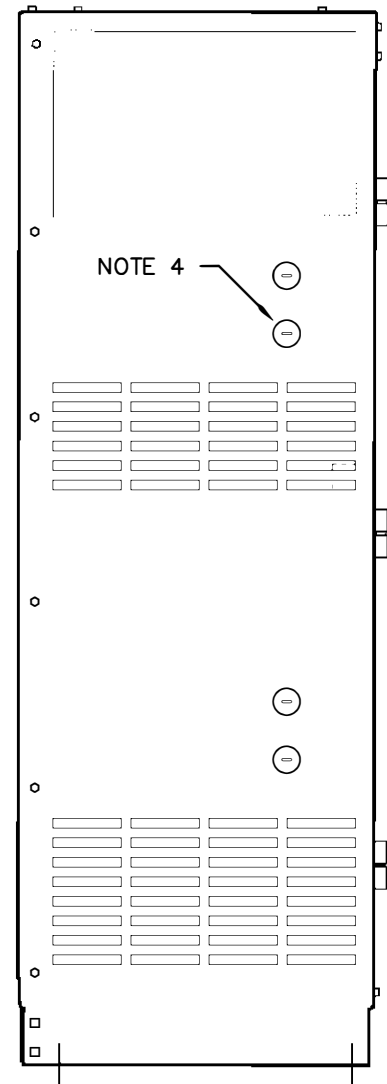
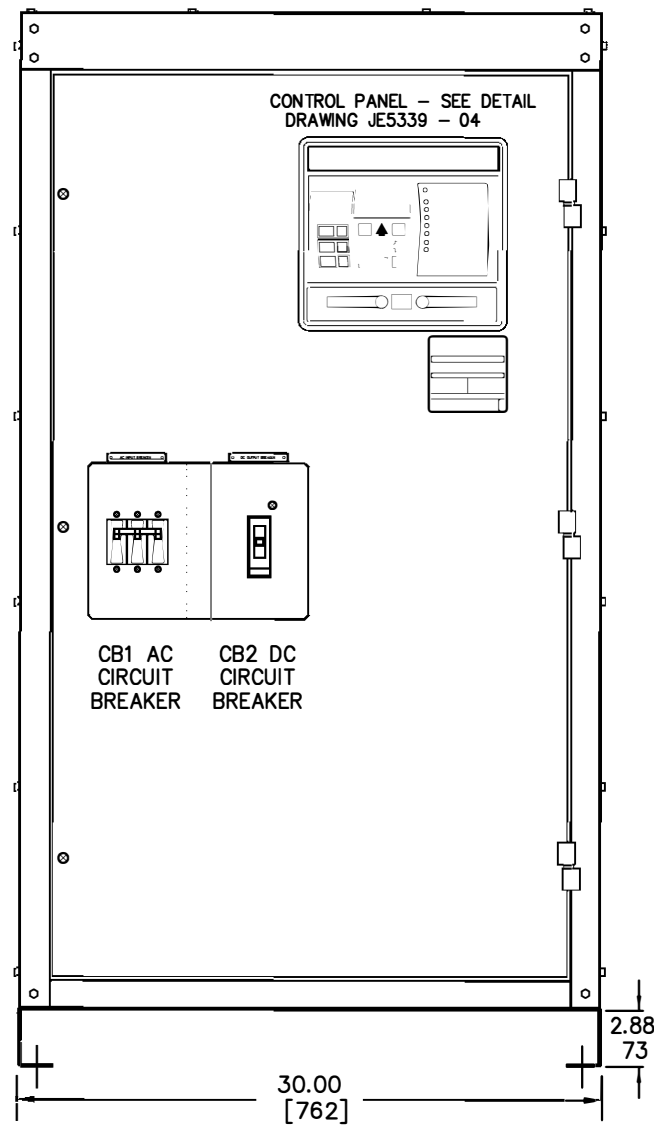


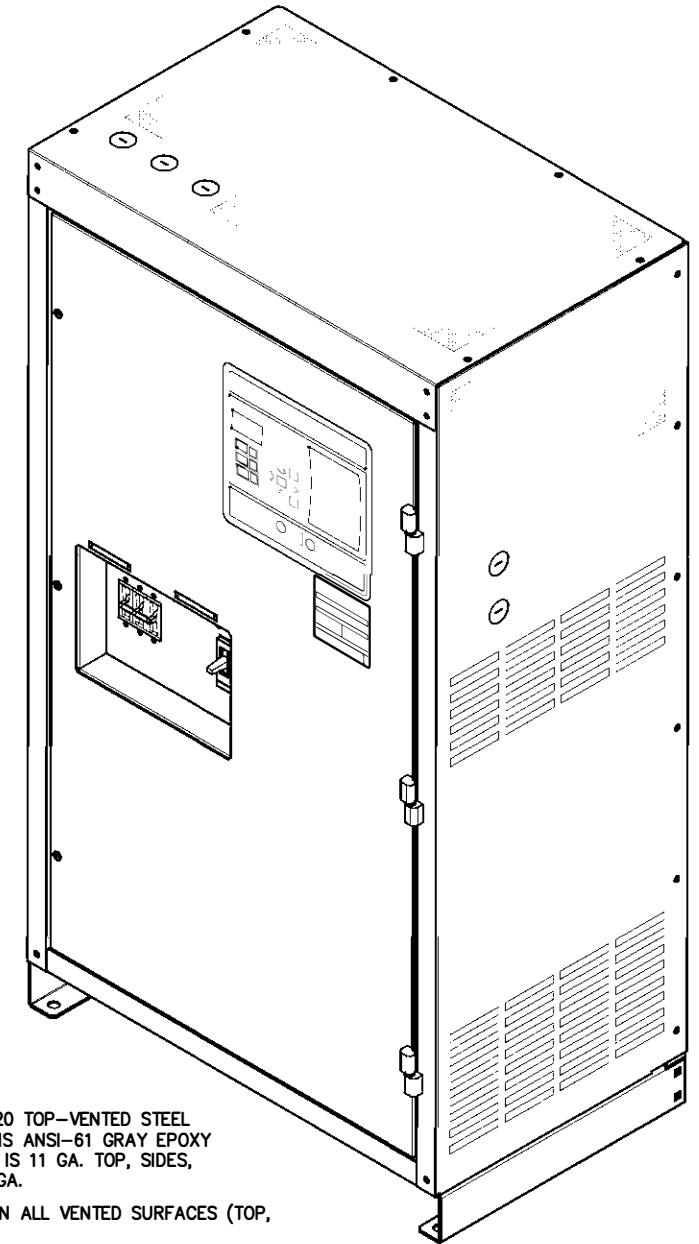
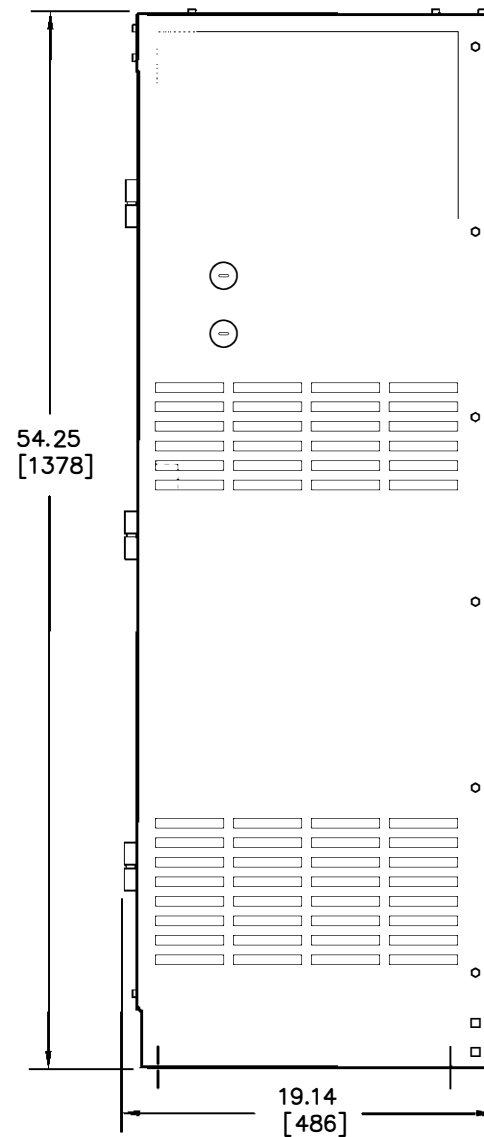
SIDE VIEW



FRONT VIEW

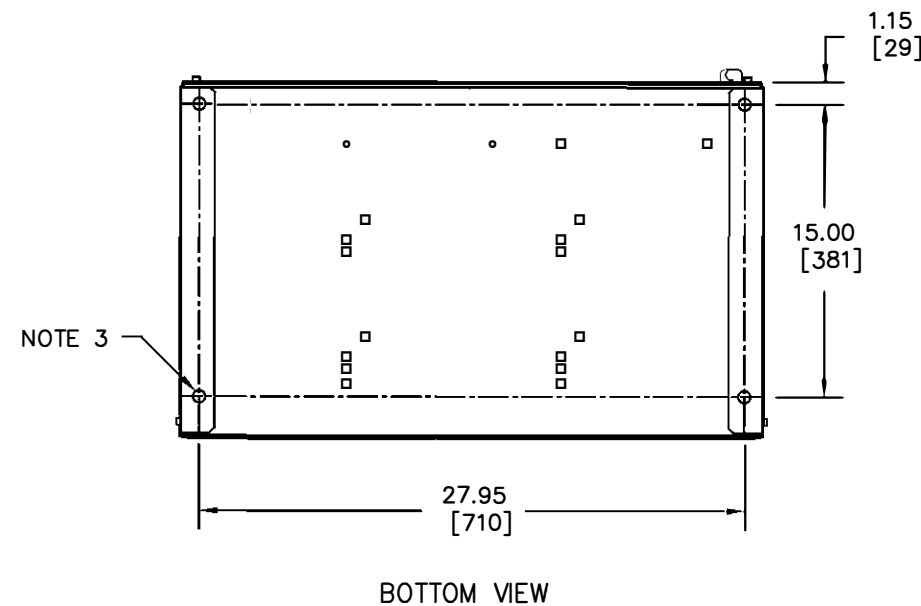


SIDE VIEW



NOTES:

1. ENCLOSURE IS A NEMA TYPE 1 / IP20 TOP-VENTED STEEL CABINET WITHOUT GASKETS. FINISH IS ANSI-61 GRAY EPOXY POWDERCOAT. BASE IS 7 GA. FRAME IS 11 GA. TOP, SIDES, AND BACK ARE 16 GA. DOOR IS 14 GA.
2. ALLOW 6in / 152mm OF FREE AIR ON ALL VENTED SURFACES (TOP, SIDES & REAR) FOR COOLING.
3. FOUR (4) 0.625in / 16mm FLOOR-MOUNTING HOLES ARE PROVIDED ON BOTTOM OF ENCLOSURE AS SHOWN.
4. NINE (9) 1.31in / 33mm DIA STANDARD PRE-FAB KEY-SLOT KNOCKOUTS ARE PROVIDED AS SHOWN FOR 1in / 25mm CONDUIT ENTRY. IF ADDITIONAL CONDUIT ENTRANCES ARE REQUIRED, ENCLOSURE SHOULD BE FIELD-MODIFIED BY INSTALLER.
5. BATTERY CHARGER SHIPPING WEIGHT: APPROXIMATELY TBD lbs / TBD kg



DUAL DIMENSIONS in mm

REV. DRN BY	CHK BY	APP BY	DATE	DRN BY	DATE
0	KJB	MCR	MCR 10/26/2021	KJB	10/26/2021
DESCRIPTION			CHK BY	DATE	
STANDARD DRAWINGS.			MCR	10/26/2021	
ECN NO. N/A			CHK BY	DATE	
			MCR	10/26/2021	



TITLE
ATEVO 3PH BATTERY CHARGER
OUTLINE: NEMA-1 STYLE-5030 ENCL

B	SCALE	DWG No	REV	SHEET
	NTS	JE5337-04	0	1 OF 1